


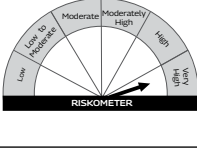
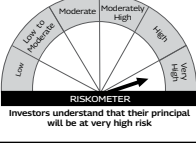
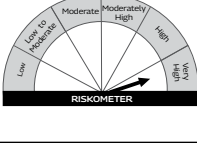


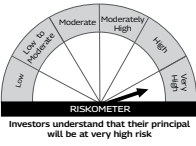
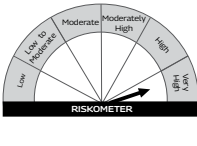
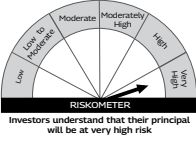



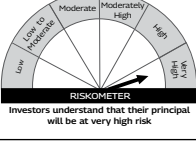
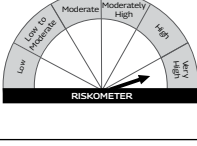
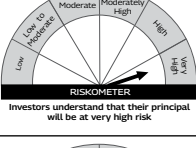
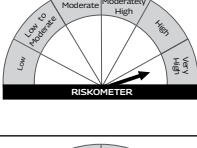

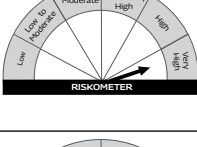

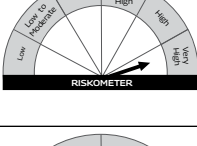

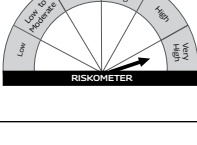
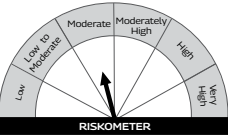







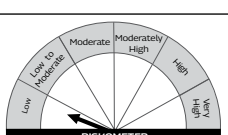
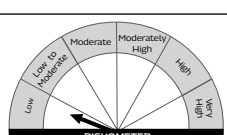

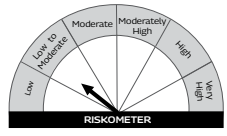




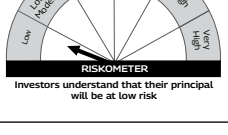

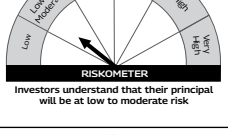





Scheme Name and Type	Product Suitability	Scheme Riskmeters	Scheme Benchmark	Benchmark Riskmeters
	<b>This Product is Suitable for investors who are seeking*</b>			
<b>Mahindra Manulife ELSS Tax Saver Fund</b> (An open ended equity linked savings scheme with a statutory lock in of 3 years and tax benefit)	<ul style="list-style-type: none"> <li>Long term capital appreciation</li> <li>Investment predominantly in equity and equity related securities.</li> </ul>	 Investors understand that their principal will be at very high risk	<b>Nifty 500 TRI</b>	
<b>Mahindra Manulife Multi Cap Fund</b> (Multi Cap Fund - An open-ended equity scheme investing across large cap, mid cap, small cap stocks)	<ul style="list-style-type: none"> <li>Medium to Long term capital appreciation.</li> <li>Investment predominantly in equity and equity related securities including derivatives.</li> </ul>	 Investors understand that their principal will be at very high risk	<b>Nifty 500 Multicap 50:25:25 TRI</b>	
<b>Mahindra Manulife Mid Cap Fund</b> (Mid Cap Fund - An open ended equity scheme predominantly investing in mid cap stocks)	<ul style="list-style-type: none"> <li>Long term capital appreciation</li> <li>Investment predominantly in equity and equity related securities including derivatives of mid cap companies.</li> </ul>	 Investors understand that their principal will be at very high risk	<b>Nifty Midcap 1.50 TRI</b>	
<b>Mahindra Manulife Consumption Fund</b> (An open ended equity scheme following Consumption theme)	<ul style="list-style-type: none"> <li>Long term capital appreciation</li> <li>Investment predominantly in equity and equity related securities including derivatives of entities engaged in and/ or expected to benefit from the consumption led demand in India.</li> </ul>	 Investors understand that their principal will be at very high risk	<b>Nifty India Consumption TRI</b>	
<b>Mahindra Manulife Large Cap Fund</b> (Large Cap Fund - An open ended equity scheme predominantly investing in large cap stocks)	<ul style="list-style-type: none"> <li>Long term capital appreciation</li> <li>Investment predominantly in equity and equity related securities including derivatives of large cap companies.</li> </ul>	 Investors understand that their principal will be at very high risk	<b>Nifty 100 TRI</b>	
<b>Mahindra Manulife Large &amp; Mid Cap Fund</b> (Large & Mid Cap Fund- An open ended equity scheme investing in both Large cap and Mid cap stocks)	<ul style="list-style-type: none"> <li>Long term wealth creation and income</li> <li>Investment predominantly in equity and equity related securities of large and mid cap companies</li> </ul>	 Investors understand that their principal will be at very high risk	<b>Nifty Large Midcap 250 TRI</b>	
<b>Mahindra Manulife Focused Fund</b> (An open ended equity scheme investing in maximum 30 stocks across market caps (i.e Multi Cap))	<ul style="list-style-type: none"> <li>Long term capital appreciation</li> <li>Investment in equity and equity related instruments in concentrated portfolio of maximum 30 stocks across market capitalization</li> </ul>	 Investors understand that their principal will be at very high risk	<b>Nifty 500 TRI</b>	
<b>Mahindra Manulife Flexi Cap Fund</b> (An open ended dynamic equity scheme investing across large cap, mid cap, small cap stocks)	<ul style="list-style-type: none"> <li>Long term capital appreciation.</li> <li>Investment in diversified portfolio of equity &amp; equity related instruments across market capitalization</li> </ul>	 Investors understand that their principal will be at very high risk	<b>Nifty 500 TRI</b>	
<b>Mahindra Manulife Small Cap Fund</b> (Small Cap Fund- An open ended equity scheme predominantly investing in small cap stocks)	<ul style="list-style-type: none"> <li>Long term capital appreciation.</li> <li>Investment predominantly in equity and equity related securities of small cap companies.</li> </ul>	 Investors understand that their principal will be at very high risk	<b>BSE 250 Small Cap TRI</b>	
<b>Mahindra Manulife Business Cycle Fund</b> (An open ended equity scheme following business cycles based investing theme)	<ul style="list-style-type: none"> <li>Long term capital appreciation.</li> <li>Investment predominantly in equity and equity related instruments of business cycle based theme.</li> </ul>	 Investors understand that their principal will be at very high risk	<b>NIFTY 500 TRI</b>	
<b>Mahindra Manulife Manufacturing Fund</b> (An open-ended equity scheme following manufacturing theme)	<ul style="list-style-type: none"> <li>Long term capital appreciation.</li> <li>Investment in equity and equity-related securities of companies engaged in manufacturing theme.</li> </ul>	 Investors understand that their principal will be at very high risk	<b>BSE India Manufacturing TRI</b>	
<b>Mahindra Manulife Asia Pacific REITs FOF</b> (An open ended fund of fund scheme investing in Manulife Global Fund - Asia Pacific REIT Fund)	<ul style="list-style-type: none"> <li>Capital appreciation over long term</li> <li>Investments in units of Manulife Global Fund - Asia Pacific REIT Fund</li> </ul>	 Investors understand that their principal will be at very high risk	<b>FTSE EPRA Nareit Asia ex Japan REITs Index</b>	

\*Investors should consult their financial advisers if in doubt about whether the product is suitable for them.

Scheme Name and Type	Product Suitability	Scheme Riskmeters	Scheme Benchmark	Benchmark Riskmeters
	<b>This Product is Suitable for investors who are seeking*</b>			
<b>Mahindra Manulife Equity Savings Fund</b> (An open ended scheme investing in equity, arbitrage and debt)	<ul style="list-style-type: none"> <li>Long term capital appreciation and generation of income</li> <li>Investment in equity and equity related instruments, arbitrage opportunities and debt and money market instruments.</li> </ul>	 <p>Investors understand that their principal will be at moderate risk</p>	<b>Nifty Equity Savings TRI</b>	
<b>Mahindra Manulife Aggressive Hybrid Fund</b> (An open ended hybrid scheme investing predominantly in equity and equity related instruments)	<ul style="list-style-type: none"> <li>Long term capital appreciation and generation of income;</li> <li>Investment in equity and equity related instruments and debt and money market instruments</li> </ul>	 <p>Investors understand that their principal will be at very high risk</p>	<b>CRISIL Hybrid 35+65 Aggressive Index</b>	
<b>Mahindra Manulife Balanced Advantage Fund</b> (An open ended dynamic asset allocation fund)	<ul style="list-style-type: none"> <li>Capital Appreciation while generating income over medium to long term;</li> <li>Investments in a dynamically managed portfolio of equity and equity related instruments and debt and money market instruments.</li> </ul>	 <p>Investors understand that their principal will be at very high risk</p>	<b>Nifty 50 Hybrid Composite Debt 50: 50 Index TRI</b>	
<b>Mahindra Manulife Multi Asset Allocation Fund</b> (An open ended scheme investing in Equity, Debt, Gold/Silver Exchange Traded Funds (ETFs) and Exchange Traded Commodity Derivatives)	<ul style="list-style-type: none"> <li>Capital Appreciation while generating income over long term.</li> <li>Investments across equity and equity related instruments, debt and money market instruments, units of Gold/Silver Exchange Traded Funds (ETFs) and Exchange Traded Commodity Derivatives.</li> </ul>	 <p>Investors understand that their principal will be at high risk</p>	<b>45% NIFTY 500 TRI + 40% CRISIL Composite Bond Index + 10% Domestic Price of Physical Gold + 5% Domestic Price of Silver</b>	
<b>Mahindra Manulife Arbitrage Fund</b> (An open ended scheme investing in arbitrage opportunities)	<ul style="list-style-type: none"> <li>Income over short term.</li> <li>Income through arbitrage opportunities between cash and derivative market and arbitrage opportunities within the derivative segment.</li> </ul>	 <p>Investors understand that their principal will be at low risk</p>	<b>Nifty 50 Arbitrage TRI</b>	
<b>Mahindra Manulife Liquid Fund</b> (An open ended liquid scheme. A relatively low interest rate risk and moderate credit risk)	<ul style="list-style-type: none"> <li>Regular income over short term</li> <li>Investment in money market and debt instruments</li> </ul>	 <p>Investors understand that their principal will be at moderate risk</p>	<b>CRISIL Liquid Debt A-I Index</b>	
<b>Mahindra Manulife Low Duration Fund</b> (An open ended low duration debt scheme investing in instruments such that the Macaulay duration of the Portfolio is between 6 months and 12 months (please refer to page no. 19 of SID). A relatively low interest rate risk and moderate credit risk)	<ul style="list-style-type: none"> <li>Regular Income over short term.</li> <li>Investment in debt and money market instruments.</li> </ul>	 <p>Investors understand that their principal will be at moderate risk</p>	<b>CRISIL Low Duration Debt A-I Index</b>	
<b>Mahindra Manulife Dynamic Bond Fund</b> (An open ended dynamic debt scheme investing across duration. A relatively high interest rate risk and moderate credit risk)	<ul style="list-style-type: none"> <li>To generate regular returns and capital appreciation through active management of portfolio.</li> <li>Investments in debt &amp; money market instruments across duration.</li> </ul>	 <p>Investors understand that their principal will be at moderate risk</p>	<b>CRISIL Dynamic Bond A-III Index</b>	
<b>Mahindra Manulife Overnight Fund</b> (An open ended debt scheme investing in overnight securities. A relatively low interest rate risk and relatively low credit risk)	<ul style="list-style-type: none"> <li>To generate reasonable returns with high levels of safety and convenience of liquidity over short term</li> <li>To invest in debt and money market instruments having maturity of upto 1 business day</li> </ul>	 <p>Investors understand that their principal will be at low risk</p>	<b>CRISIL Liquid Overnight Index</b>	
<b>Mahindra Manulife Ultra Short Duration Fund</b> (An open ended ultra-short term debt scheme investing in instruments such that the Macaulay duration of the portfolio is between 3 to 6 months (please refer to page no. 17 of SID). A relatively low interest rate risk and moderate credit risk)	<ul style="list-style-type: none"> <li>Regular Income over short term.</li> <li>Investment in a portfolio of short term debt and money market instruments.</li> </ul>	 <p>Investors understand that their principal will be at low to moderate risk</p>	<b>CRISIL Ultra Short Duration Debt A-I Index</b>	
<b>Mahindra Manulife Short Duration Fund</b> (An open ended short term debt scheme investing in instruments such that the Macaulay duration of the portfolio is between 1 year and 3 years (please refer to page no. 19 of SID). A moderate interest rate risk and moderate credit risk)	<ul style="list-style-type: none"> <li>Income over short to medium term.</li> <li>Investment in debt and money market instruments.</li> </ul>	 <p>Investors understand that their principal will be at moderate risk</p>	<b>CRISIL Short Duration Debt A-II Index</b>	

\*Investors should consult their financial advisers if in doubt about whether the product is suitable for them.

## Potential Risk Class Matrix for Debt scheme(s) of the fund

Pursuant to Clause 17.5 of the SEBI Master Circular SEBI/HO/IMD/IMD-PoD-1/P/CIR/2024/90 dated June 27, 2024 Potential Risk Class ('PRC') Matrix for debt schemes based on Interest Rate Risk and Credit Risk is as follows:

### Mahindra Manulife Overnight Fund

(An open ended debt scheme investing in overnight securities. A relatively low interest rate risk and relatively low credit risk.)

Potential Risk Class Matrix (Maximum risk the Scheme can take)			
Credit Risk →	Relatively Low (Class A)	Moderate (Class B)	Relatively High (Class C)
Interest Rate Risk ↓			
Relatively Low (Class I)	A-I		
Moderate (Class II)			
Relatively High (Class III)			

### Mahindra Manulife Liquid Fund

(An open ended liquid scheme. A relatively low interest rate risk and moderate credit risk.)

Potential Risk Class Matrix (Maximum risk the Scheme can take)			
Credit Risk →	Relatively Low (Class A)	Moderate (Class B)	Relatively High (Class C)
Interest Rate Risk ↓			
Relatively Low (Class I)		B-I	
Moderate (Class II)			
Relatively High (Class III)			

### Mahindra Manulife Ultra Short Duration Fund

(An open ended ultra-short term debt scheme investing in instruments such that the Macaulay duration of the portfolio is between 3 to 6 months (please refer to page no. 17 of SID). A relatively low interest rate risk and moderate credit risk.)

Potential Risk Class Matrix (Maximum risk the Scheme can take)			
Credit Risk →	Relatively Low (Class A)	Moderate (Class B)	Relatively High (Class C)
Interest Rate Risk ↓			
Relatively Low (Class I)		B-I	
Moderate (Class II)			
Relatively High (Class III)			

### Mahindra Manulife Low Duration Fund

(An open ended low duration debt scheme investing in instruments such that the Macaulay duration of the Portfolio is between 6 months and 12 months (please refer to page no. 19 of SID). A relatively low interest rate risk and moderate credit risk.)

Potential Risk Class Matrix (Maximum risk the Scheme can take)			
Credit Risk →	Relatively Low (Class A)	Moderate (Class B)	Relatively High (Class C)
Interest Rate Risk ↓			
Relatively Low (Class I)		B-I	
Moderate (Class II)			
Relatively High (Class III)			

### Mahindra Manulife Short Duration Fund

(An open ended short term debt scheme investing in instruments such that the Macaulay duration of the portfolio is between 1 year and 3 years (please refer to page no. 19 of SID). A moderate interest rate risk and moderate credit risk.)

Potential Risk Class Matrix (Maximum risk the Scheme can take)			
Credit Risk →	Relatively Low (Class A)	Moderate (Class B)	Relatively High (Class C)
Interest Rate Risk ↓			
Relatively Low (Class I)			
Moderate (Class II)		B-II	
Relatively High (Class III)			

### Mahindra Manulife Dynamic Bond Fund

(An open ended dynamic debt scheme investing across duration. A relatively high interest rate risk and moderate credit risk.)

Potential Risk Class Matrix (Maximum risk the Scheme can take)			
Credit Risk →	Relatively Low (Class A)	Moderate (Class B)	Relatively High (Class C)
Interest Rate Risk ↓			
Relatively Low (Class I)			
Moderate (Class II)			
Relatively High (Class III)		B-III	

## Fund Performance as on October 31, 2024

Mahindra Manulife ELSS Tax Saver Fund Managed by Ms. Fatema Pacha & Mr. Manish Lodha	CAGR Returns (%)				Value of Investment of ₹ 10,000*				NAV / Index Value (as on October 31, 2024)
	1 Year	3 Years	5 Years	Since Inception	1 Year (₹)	3 Years (₹)	5 Years (₹)	Since Inception	
Regular Plan - Growth Option	28.73	13.35	18.31	13.44	12,882	14,577	23,200	27,560	27.5595
Direct Plan - Growth Option	30.78	15.24	20.29	15.55	13,088	15,321	25,209	31,969	31.9691
Nifty 500 TRI <sup>A</sup>	36.22	15.71	19.75	16.02	13,633	15,511	24,645	33,034	35,830.98
Nifty 50 TRI <sup>AA</sup>	28.30	12.35	16.61	15.00	12,839	14,195	21,582	30,776	35,971.14

<sup>A</sup>Benchmark <sup>AA</sup>Additional Benchmark. CAGR - Compounded Annual Growth Rate. Inception/Allotment date: 18-Oct-16. **Past performance may or may not be sustained in future and should not be used as a basis of comparison with other investments.** Since inception returns of the scheme is calculated on face value of Rs. 10 invested at inception. The performance details provided above are of Growth Option under Regular and Direct Plan. Different Plans i.e Regular Plan and Direct Plan under the scheme has different expense structure. Ms. Fatema Pacha is managing this scheme since October 16, 2020. Mr. Manish Lodha is managing this scheme since December 21,2020. \*Based on standard investment of Rs. 10,000 made at the beginning of the relevant period.

Mahindra Manulife Multi Cap Fund Managed by Mr. Manish Lodha & Ms. Fatema Pacha	CAGR Returns (%)				Value of Investment of ₹ 10,000*				NAV / Index Value (as on October 31, 2024)
	1 Year	3 Years	5 Years	Since Inception	1 Year (₹)	3 Years (₹)	5 Years (₹)	Since Inception	
Regular Plan - Growth Option	40.24	18.18	24.63	18.03	14,037	16,527	30,103	34,549	34.5493
Direct Plan - Growth Option	42.34	20.15	26.75	20.24	14,248	17,370	32,757	39,696	39.6957
Nifty 500 Multicap 50:25:25 TRI <sup>A</sup>	39.56	18.58	23.46	16.42	13,969	16,699	28,716	31,168	20,596.87
Nifty 50 TRI <sup>AA</sup>	28.30	12.35	16.61	14.88	12,839	14,195	21,582	28,226	35,971.14

<sup>A</sup>Benchmark <sup>AA</sup>Additional Benchmark. CAGR - Compounded Annual Growth Rate. Inception/Allotment date: 11-May-17. **Past performance may or may not be sustained in future and should not be used as a basis of comparison with other investments.** Since inception returns of the scheme is calculated on face value of Rs. 10 invested at inception. The performance details provided above are of Growth Option under Regular and Direct Plan. Different Plans i.e Regular Plan and Direct Plan under the scheme has different expense structure. Mr. Manish Lodha is managing this fund since December 21, 2020. Ms. Fatema Pacha is managing this scheme since October 16, 2020. \*Based on standard investment of Rs. 10,000 made at the beginning of the relevant period.

Mahindra Manulife Mid Cap Fund Managed by Mr. Krishna Sanghavi & Mr. Manish Lodha	CAGR Returns (%)				Value of Investment of ₹ 10,000*				NAV / Index Value (as on October 31, 2024)
	1 Year	3 Years	5 Years	Since Inception	1 Year (₹)	3 Years (₹)	5 Years (₹)	Since Inception	
Regular Plan - Growth Option	49.45	23.70	27.59	19.43	14,961	18,962	33,859	33,195	33.1946
Direct Plan - Growth Option	51.68	25.69	29.65	21.46	15,185	19,893	36,691	37,190	37.1897
Nifty Midcap 150 TRI <sup>A</sup>	44.01	23.21	28.45	18.05	14,415	18,734	35,021	30,689	26,381.69
Nifty 50 TRI <sup>AA</sup>	28.30	12.35	16.61	13.71	12,839	14,195	21,582	23,829	35,971.14

<sup>A</sup>Benchmark <sup>AA</sup>Additional Benchmark. CAGR - Compounded Annual Growth Rate. Inception/Allotment date: 30-Jan-18. **Past performance may or may not be sustained in future and should not be used as a basis of comparison with other investments.** Since inception returns of the scheme is calculated on face value of Rs. 10 invested at inception. The performance details provided above are of Growth Option under Regular and Direct Plan. Different Plans i.e Regular Plan and Direct Plan under the scheme has different expense structure. \*Based on standard investment of Rs. 10,000 made at the beginning of the relevant period. Mr. Krishna Sanghavi is managing this fund since October 24, 2024. Mr. Manish Lodha is managing this fund since December 21, 2020.

**Note:** Pursuant to change in Fund Management Responsibilities, the scheme shall be managed by Mr. Krishna Sanghavi and Mr. Manish Lodha effective from October 24, 2024.

Mahindra Manulife Consumption Fund Managed by Mr. Navin Matta & Ms. Fatema Pacha	CAGR Returns (%)				Value of Investment of ₹ 10,000*				NAV / Index Value (as on October 31, 2024)
	1 Year	3 Years	5 Years	Since Inception	1 Year (₹)	3 Years (₹)	5 Years (₹)	Since Inception	
Regular Plan - Growth Option	36.89	18.34	17.23	14.99	13,701	16,596	22,156	23,019	23.0191
Direct Plan - Growth Option	39.23	20.31	19.16	16.97	13,936	17,439	24,052	25,486	25.4864
Nifty India Consumption TRI <sup>A</sup>	39.07	18.86	18.57	17.40	13,920	16,816	23,453	26,050	14,366.36
Nifty 50 TRI <sup>AA</sup>	28.30	12.35	16.61	16.24	12,839	14,195	21,582	24,550	35,971.14

<sup>A</sup>Benchmark <sup>AA</sup>Additional Benchmark. CAGR - Compounded Annual Growth Rate. Inception/Allotment date: 13-Nov-18. **Past performance may or may not be sustained in future and should not be used as a basis of comparison with other investments.** Since inception returns of the scheme is calculated on face value of Rs. 10 invested at inception. The performance details provided above are of Growth Option under Regular and Direct Plan. Different Plans i.e Regular Plan and Direct Plan under the scheme has different expense structure. \*Based on standard investment of Rs. 10,000 made at the beginning of the relevant period. Mr. Navin Matta is managing this scheme since October 24, 2024. Ms. Fatema Pacha is managing this scheme since December 21, 2020.

**Note:** Pursuant to change in Fund Management Responsibilities, the scheme shall be managed by Mr. Navin Matta and Ms. Fatema Pacha effective from October 24, 2024.

Mahindra Manulife Large Cap Fund Managed by Ms. Fatema Pacha	CAGR Returns (%)				Value of Investment of ₹ 10,000*				NAV / Index Value (as on October 31, 2024)
	1 Year	3 Years	5 Years	Since Inception	1 Year (₹)	3 Years (₹)	5 Years (₹)	Since Inception	
Regular Plan - Growth Option	31.16	11.66	15.59	15.30	13,126	13,936	20,648	22,304	22.3039
Direct Plan - Growth Option	33.36	13.68	17.68	17.43	13,347	14,705	22,593	24,728	24.7276
Nifty 100 TRI <sup>A</sup>	32.97	13.13	17.04	15.98	13,307	14,494	21,983	23,055	34,034.49
BSE Sensex TRI <sup>AA</sup>	25.78	11.59	15.99	15.37	12,586	13,907	21,009	22,384	1,23,049.15

<sup>A</sup>Benchmark <sup>AA</sup>Additional Benchmark. CAGR - Compounded Annual Growth Rate. Inception/Allotment date: 15-Mar-2019. **Past performance may or may not be sustained in future and should not be used as a basis of comparison with other investments.** Since inception returns of the scheme is calculated on face value of Rs. 10 invested at inception. The performance details provided above are of Growth Option under Regular and Direct Plan. Different Plans i.e Regular Plan and Direct Plan under the scheme has different expense structure. Ms. Fatema Pacha is managing this scheme since December 21, 2020. \*Based on standard investment of Rs. 10,000 made at the beginning of the relevant period.

## Fund Performance as on October 31, 2024

Mahindra Manulife Large & Mid Cap Fund Managed by Mr. Manish Lodha	CAGR Returns (%)			Value of Investment of ₹ 10,000*			NAV / Index Value (as on October 31, 2024)
	1 Year	3 Years	Since Inception	1 Year (₹)	3 Years (₹)	Since Inception	
Regular Plan - Growth Option	34.84	15.97	22.62	13,495	15,616	26,835	26.8347
Direct Plan - Growth Option	36.97	18.02	24.83	13,709	16,461	29,258	29.2581
Nifty Large Midcap 250 TRI <sup>^</sup>	38.47	18.19	23.04	13,859	16,533	27,289	20,297.40
Nifty 50 TRI <sup>^^</sup>	28.30	12.35	16.46	12,839	14,195	20,914	35,971.14

<sup>^</sup>Benchmark <sup>^^</sup>Additional Benchmark. CAGR - Compounded Annual Growth Rate. Inception/Allotment date: 30-Dec-19. **Past performance may or may not be sustained in future and should not be used as a basis of comparison with other investments.** Since inception returns of the scheme is calculated on face value of Rs. 10 invested at inception. The performance details provided above are of Growth Option under Regular and Direct Plan. Different Plans i.e Regular Plan and Direct Plan under the scheme has different expense structure. \*Based on standard investment of Rs. 10,000 made at the beginning of the relevant period. Mr. Manish Lodha is managing this scheme since December 21, 2020.

Mahindra Manulife Focused Fund Managed by Mr. Krishna Sanghavi & Ms. Fatema Pacha	CAGR Returns (%)			Value of Investment of ₹ 10,000*			NAV / Index Value (as on October 31, 2024)
	1 Year	3 Years	Since Inception	1 Year (₹)	3 Years (₹)	Since Inception	
Regular Plan - Growth Option	42.58	19.48	27.43	14,271	17,079	26,089	26.0889
Direct Plan - Growth Option	44.96	21.74	29.93	14,511	18,071	28,174	28.1737
Nifty 500 TRI <sup>^</sup>	36.22	15.71	22.69	13,633	15,511	22,454	35,830.98
Nifty 50 TRI <sup>^^</sup>	28.30	12.35	18.70	12,839	14,195	19,701	35,971.14

<sup>^</sup>Benchmark <sup>^^</sup>Additional Benchmark. CAGR - Compounded Annual Growth Rate. Inception/Allotment date: 17-Nov-20. **Past performance may or may not be sustained in future and should not be used as a basis of comparison with other investments.** Since inception returns of the scheme is calculated on face value of Rs. 10 invested at inception. The performance details provided above are of Growth Option under Regular and Direct Plan. Different Plans i.e Regular Plan and Direct Plan under the scheme has different expense structure. \*Based on standard investment of Rs. 10,000 made at the beginning of the relevant period. Ms. Fatema Pacha is managing this scheme since December 21, 2020.

Mahindra Manulife Flexi Cap Fund Managed by Ms. Fatema Pacha & Mr. Manish Lodha	CAGR Returns (%)			Value of Investment of ₹ 10,000*			NAV / Index Value (as on October 31, 2024)
	1 Year	3 Years	Since Inception	1 Year (₹)	3 Years (₹)	Since Inception	
Regular Plan - Growth Option	31.11	15.39	15.21	13,121	15,381	15,712	15.7120
Direct Plan - Growth Option	33.36	17.56	17.40	13,347	16,271	16,688	16.6877
Nifty 500 TRI <sup>^</sup>	36.22	15.71	17.70	13,633	15,511	16,825	35,830.98
Nifty 50 TRI <sup>^^</sup>	28.30	12.35	14.09	12,839	14,195	15,232	35,971.14

<sup>^</sup>Benchmark <sup>^^</sup>Additional Benchmark. CAGR - Compounded Annual Growth Rate. Inception/Allotment date: 23-Aug-21. **Past performance may or may not be sustained in future and should not be used as a basis of comparison with other investments.** Since inception returns of the scheme is calculated on face value of Rs. 10 invested at inception. The performance details provided above are of Growth Option under Regular and Direct Plan. Different Plans i.e Regular Plan and Direct Plan under the scheme has different expense structure. \*Based on standard investment of Rs. 10,000 made at the beginning of the relevant period.

Mahindra Manulife Small Cap Fund Managed by Mr. Krishna Sanghavi & Mr. Manish Lodha	CAGR Returns (%)		Value of Investment of ₹ 10,000*		NAV / Index Value (as on October 31, 2024)
	1 Year	Since Inception	1 Year (₹)	Since Inception	
Regular Plan - Growth Option	51.50	45.85	15,167	20,391	20.3905
Direct Plan - Growth Option	53.94	48.36	15,412	21,058	21.0579
BSE 250 Small Cap TRI <sup>^</sup>	46.91	36.84	14,706	18,078	8,843.73
Nifty 50 TRI <sup>^^</sup>	28.30	16.65	12,839	13,374	35,971.14

<sup>^</sup>Benchmark <sup>^^</sup>Additional Benchmark. Inception/Allotment date: 12-Dec-22. **Past performance may or may not be sustained in future and should not be used as a basis of comparison with other investments.** Since inception returns of the scheme is calculated on face value of Rs. 10 invested at inception. The performance details provided above are of Growth Option under Regular and Direct Plan. Different Plans i.e Regular Plan and Direct Plan under the scheme has different expense structure. \*Based on standard investment of Rs. 10,000 made at the beginning of the relevant period. Mr. Krishna Sanghavi is managing this fund since October 24, 2024.

**Note:** Pursuant to change in Fund Management Responsibilities, the scheme shall be managed by Mr. Krishna Sanghavi and Mr. Manish Lodha effective from October 24, 2024.

Mahindra Manulife Asia Pacific REIT FoF Managed by Mr. Pranav Patel <sup>§</sup> & Mr. Amit Garg	CAGR Returns (%)			Value of Investment of ₹ 10,000*			NAV / Index Value (as on October 30, 2024)
	1 Year	3 Years	Since Inception	1 Year (₹)	3 Years (₹)	Since Inception	
Regular Plan - Growth Option	15.89	-4.84	-4.82	11,589	8,614	8,611	8.6107
Direct Plan - Growth Option	16.97	-3.90	-3.87	11,697	8,873	8,872	8.8721
FTSE EPRA Nareit Asia ex Japan REITs Index <sup>^</sup>	19.11	-0.09	0.26	11,911	9,972	10,079	2,67,196.04
Nifty 50 TRI <sup>^^</sup>	29.08	12.56	11.27	12,908	14,272	13,822	36,165.43

<sup>^</sup>Benchmark <sup>^^</sup>Additional Benchmark. CAGR - Compounded Annual Growth Rate. Inception/Allotment date: 20-Oct-21. **Past performance may or may not be sustained in future and should not be used as a basis of comparison with other investments.** Since inception returns of the scheme is calculated on face value of Rs. 10 invested at inception. The performance details provided above are of Growth Option under Regular and Direct Plan. Different Plans i.e Regular Plan and Direct Plan under the scheme has different expense structure. \*Based on standard investment of Rs. 10,000 made at the beginning of the relevant period. Mr. Pranav Patel is managing this fund since January 05, 2024. Mr. Amit Garg is managing the scheme since October 20, 2021. <sup>§</sup>Dedicated Fund Manager for Overseas Investments.

**Note:** As October 31, 2024 was a non - business day, the returns of Mahindra Manulife Asia Pacific REIT FoF disclosed is as on October 30, 2024.

## Fund Performance as on October 31, 2024

Mahindra Manulife Equity Savings Fund Managed by Mr. Manish Lodha (Equity), Mr. Renjith Sivaram (Equity), Mr. Rahul Pal (Debt) & Mr. Pranav Patel <sup>6</sup>	CAGR Returns (%)				Value of Investment of ₹ 10,000*				NAV / Index Value (as on October 31, 2024)
	1 Year	3 Years	5 Years	Since Inception	1 Year (₹)	3 Years (₹)	5 Years (₹)	Since Inception	
Regular Plan - Growth Option	15.45	7.91	11.21	9.23	11,549	12,573	17,019	19,826	19.8260
Direct Plan - Growth Option	17.38	9.82	13.13	11.26	11,743	13,256	18,545	22,868	22.8680
Nifty Equity Savings TRI <sup>A</sup>	14.90	8.56	10.07	9.70	11,495	12,801	16,162	20,494	5,960.98
CRISIL 10 Yr Gilt Index <sup>AA</sup>	10.67	5.59	5.44	5.38	11,070	11,779	13,037	15,009	4,802.06

<sup>A</sup>Benchmark <sup>AA</sup>Additional Benchmark. CAGR - Compounded Annual Growth Rate. Inception/Allotment date: 1-Feb-17. **Past performance may or may not be sustained in future and should not be used as a basis of comparison with other investments.** Since inception returns of the scheme is calculated on face value of Rs. 10 invested at inception. The performance details provided above are of Growth Option under Regular and Direct Plan. Different Plans i.e Regular Plan and Direct Plan under the scheme has different expense structure. <sup>B</sup>Based on standard investment of Rs. 10,000 made at the beginning of the relevant period. Mr. Manish Lodha is managing this fund since December 21, 2020. Mr. Renjith Sivaram is managing this fund since July 03, 2023. Mr. Pranav Patel is managing this fund since January 05, 2024. <sup>6</sup>Dedicated Fund Manager for Overseas Investments.

Mahindra Manulife Aggressive Hybrid Fund Managed by Ms. Fatema Pacha (Equity), Mr. Manish Lodha (Equity), Mr. Rahul Pal (Debt) & Mr. Amit Garg (Debt)	CAGR Returns (%)				Value of Investment of ₹ 10,000*				NAV / Index Value (as on October 31, 2024)
	1 Year	3 Years	5 Years	Since Inception	1 Year (₹)	3 Years (₹)	5 Years (₹)	Since Inception	
Regular Plan - Growth Option	33.70	15.52	18.98	19.84	13,381	15,435	23,869	26,055	26.0554
Direct Plan - Growth Option	35.93	17.63	21.18	22.06	13,604	16,299	26,162	28,711	28.7113
CRISIL Hybrid 35+65 Aggressive Index <sup>A</sup>	25.57	11.89	15.10	15.07	12,565	14,020	20,221	21,018	19,907.10
Nifty 50 TRI <sup>AA</sup>	28.30	12.35	16.61	16.62	12,839	14,195	21,582	22,559	35,971.14

<sup>A</sup>Benchmark <sup>AA</sup>Additional Benchmark. CAGR - Compounded Annual Growth Rate. Inception/Allotment date: 19-Jul-19. **Past performance may or may not be sustained in future and should not be used as a basis of comparison with other investments.** Since inception returns of the scheme is calculated on face value of Rs. 10 invested at inception. The performance details provided above are of Growth Option under Regular and Direct Plan. Different Plans i.e Regular Plan and Direct Plan under the scheme has different expense structure. <sup>B</sup>Based on standard investment of Rs. 10,000 made at the beginning of the relevant period. Ms. Fatema Pacha is managing this scheme since October 16, 2020. Mr. Manish Lodha is managing this fund since December 21, 2020. Mr. Amit Garg is managing the scheme since May 02, 2024.

Mahindra Manulife Balanced Advantage Fund Managed by Mr. Manish Lodha (Equity), Ms. Fatema Pacha (Equity) & Mr. Rahul Pal (Debt)	CAGR Returns (%)		Value of Investment of ₹ 10,000*		NAV / Index Value (as on October 31, 2024)
	1 Year	Since Inception	1 Year (₹)	Since Inception	
Regular Plan - Growth Option	26.45	12.72	12,653	14,049	14.0492
Direct Plan - Growth Option	28.63	14.79	12,872	14,792	14.7916
Nifty 50 Hybrid Composite Debt 50: 50 Index TRI <sup>A</sup>	18.75	10.35	11,881	13,226	15,423.89
Nifty 50 TRI <sup>AA</sup>	28.30	14.17	12,839	14,567	35,971.14

<sup>A</sup>Benchmark <sup>AA</sup>Additional Benchmark. CAGR - Compounded Annual Growth Rate. Inception/Allotment date: 30-Dec-21. **Past performance may or may not be sustained in future and should not be used as a basis of comparison with other investments.** Since inception returns of the scheme is calculated on face value of Rs. 10 invested at inception. The performance details provided above are of Growth Option under Regular and Direct Plan. Different Plans i.e Regular Plan and Direct Plan under the scheme has different expense structure. <sup>B</sup>Based on standard investment of Rs. 10,000 made at the beginning of the relevant period.

Mahindra Manulife Arbitrage Fund Managed by Mr. Navin Matta (Equity) & Mr. Manish Lodha (Equity); Mr. Rahul Pal (Debt)	CAGR Returns (%)			Value of Investment of ₹ 10,000*			NAV / Index Value (as on October 31, 2024)
	1 Year	3 Years	Since Inception	1 Year (₹)	3 Years (₹)	Since Inception	
Regular Plan - Growth Option	5.96	4.79	4.24	10,597	11,512	11,898	11.8977
Direct Plan - Growth Option	6.80	5.65	5.10	10,682	11,799	12,317	12.3173
Nifty 50 Arbitrage <sup>A</sup>	7.16	6.24	5.58	10,718	11,998	12,552	2,389.32
CRISIL 1 Yr T-Bill Index <sup>AA</sup>	7.54	5.97	5.29	10,756	11,904	12,409	7,410.91

<sup>A</sup>Benchmark <sup>AA</sup>Additional Benchmark. CAGR - Compounded Annual Growth Rate. Inception/Allotment date: 24-Aug-20. **Past performance may or may not be sustained in future and should not be used as a basis of comparison with other investments.** Since inception returns of the scheme is calculated on face value of Rs. 10 invested at inception. The performance details provided above are of Growth Option under Regular and Direct Plan. Different Plans i.e Regular Plan and Direct Plan under the scheme has different expense structure. <sup>B</sup>Based on standard investment of Rs. 10,000 made at the beginning of the relevant period. Mr. Navin Matta is managing this fund since October 24, 2024. Mr. Manish Lodha is managing this fund since December 21, 2020.

**Note:** Pursuant to change in Fund Management Responsibilities, the scheme shall be managed by Mr. Navin Matta, Mr. Manish Lodha and Mr. Rahul Pal effective from October 24, 2024.

Mahindra Manulife Liquid Fund Managed by Mr. Rahul Pal and Mr. Amit Garg	Simple Annualised Returns (%)			CAGR Returns (%)				Value of Investment of ₹ 10,000*				NAV / Index Value (as on October 31, 2024)
	7 Days	15 Days	30 days	1 Year	3 Years	5 Years	Since Inception	1 Year (₹)	3 Years (₹)	5 Years (₹)	Since Inception	
Regular Plan - Growth Option	6.80	6.64	6.85	7.36	6.21	5.30	5.99	10,738	11,985	12,949	16,233	1,623.2556
Direct Plan - Growth Option	6.92	6.75	6.96	7.48	6.33	5.41	6.11	10,750	12,025	13,021	16,395	1,639.4552
CRISIL Liquid Debt A-I Index <sup>A</sup>	6.91	6.75	6.86	7.34	6.28	5.35	5.94	10,736	12,006	12,983	16,174	4,134.78
CRISIL 1 Yr T-Bill Index <sup>AA</sup>	5.55	5.37	5.77	7.54	5.97	5.52	6.07	10,756	11,902	13,087	16,334	7,410.91

<sup>A</sup>Benchmark <sup>AA</sup>Additional Benchmark. CAGR - Compounded Annual Growth Rate. Inception/Allotment date: 04-Jul-16. **Past performance may or may not be sustained in future and should not be used as a basis of comparison with other investments.** Since inception returns of the scheme is calculated on face value of Rs. 1,000 invested at inception. The performance details provided above are of Growth Option under Regular and Direct Plan. Different Plans i.e Regular Plan and Direct Plan under the scheme has different expense structure. <sup>B</sup>Based on standard investment of Rs. 10,000 made at the beginning of the relevant period. Mr. Amit Garg is managing the scheme since June 8, 2020.

## Fund Performance as on October 31, 2024

Mahindra Manulife Low Duration Fund Managed by Mr. Rahul Pal	CAGR Returns (%)				Value of Investment of ₹ 10,000*				NAV / Index Value (as on October 31, 2024)
	1 Year	3 Years	5 Years	Since Inception	1 Year (₹)	3 Years (₹)	5 Years (₹)	Since Inception	
Regular Plan - Growth Option	7.17	5.64	5.36	5.92	10,719	11,795	12,987	15,580	1,557.9881
Direct Plan - Growth Option	8.02	6.48	6.21	6.81	10,804	12,078	13,517	16,625	1,662.4613
CRISIL Low Duration Debt A-I Index <sup>^</sup>	7.71	6.33	6.02	6.61	10,773	12,028	13,398	16,385	7,628.09
CRISIL 1 Yr T-Bill Index <sup>^^</sup>	7.54	5.97	5.52	5.99	10,756	11,904	13,087	15,661	7,410.91

<sup>^</sup>Benchmark <sup>^^</sup>Additional Benchmark. CAGR - Compounded Annual Growth Rate. Inception/Allotment date: 15-Feb-17. Past performance may or may not be sustained in future and should not be used as a basis of comparison with other investments. Since inception returns of the scheme is calculated on face value of Rs. 1,000 invested at inception. The performance details provided above are of Growth Option under Regular and Direct Plan. Different Plans ie Regular Plan and Direct Plan under the scheme has different expense structure. \*Based on standard investment of Rs. 10,000 made at the beginning of the relevant period.

Mahindra Manulife Dynamic Bond Fund Managed by Mr. Rahul Pal	CAGR Returns (%)				Value of Investment of ₹ 10,000*				NAV / Index Value (as on October 31, 2024)
	1 Year	3 Years	5 Years	Since Inception	1 Year (₹)	3 Years (₹)	5 Years (₹)	Since Inception	
Regular Plan - Growth Option	9.29	4.80	4.62	5.10	10,932	11,516	12,537	13,612	13.6124
Direct Plan - Growth Option	10.59	5.99	5.80	6.27	11,062	11,911	13,258	14,586	14.5855
CRISIL Dynamic Bond A-III Index <sup>^</sup>	9.79	5.86	6.86	7.87	10,982	11,869	13,938	16,002	5,543.23
CRISIL 10 Yr Gilt Index <sup>^^</sup>	10.67	5.59	5.44	6.95	11,070	11,779	13,037	15,167	4,802.06

<sup>^</sup>Benchmark <sup>^^</sup>Additional Benchmark. CAGR - Compounded Annual Growth Rate. Inception/Allotment date: 20-Aug-18. Past performance may or may not be sustained in future and should not be used as a basis of comparison with other investments. Since inception returns of the scheme is calculated on face value of Rs. 10 invested at inception. The performance details provided above are of Growth Option under Regular and Direct Plan. Different Plans ie Regular Plan and Direct Plan under the scheme has different expense structure. \*Based on standard investment of Rs. 10,000 made at the beginning of the relevant period.

Mahindra Manulife Overnight Fund Managed by Mr. Rahul Pal and Mr. Amit Garg	Simple Annualised Returns (%)			CAGR Returns (%)				Value of Investment of ₹ 10,000*				NAV / Index Value (as on October 31, 2024)
	7 Days	15 Days	30 days	1 Year	3 Years	5 Years	Since Inception	1 Year (₹)	3 Years (₹)	5 Years (₹)	Since Inception	
Regular Plan - Growth Option	6.28	6.28	6.22	6.63	5.75	4.77	4.79	10,665	11,828	12,628	12,802	1,280.2360
Direct Plan - Growth Option	6.38	6.38	6.32	6.74	5.86	4.88	4.90	10,676	11,863	12,692	12,871	1,287.0927
CRISIL Liquid Overnight Index <sup>^</sup>	6.43	6.45	6.36	6.77	5.90	4.92	4.94	10,679	11,879	12,719	12,900	3,364.85
CRISIL 1 Yr T-Bill Index <sup>^^</sup>	5.55	5.37	5.77	7.54	5.97	5.52	5.64	10,756	11,902	13,087	13,358	7,410.91

<sup>^</sup>Benchmark <sup>^^</sup>Additional Benchmark. CAGR - Compounded Annual Growth Rate. Inception/Allotment date: 23-Jul-19. Past performance may or may not be sustained in future and should not be used as a basis of comparison with other investments. Since inception returns of the scheme is calculated on face value of Rs. 1,000 invested at inception. The performance details provided above are of Growth Option under Regular and Direct Plan. Different Plans ie Regular Plan and Direct Plan under the scheme has different expense structure. \*Based on standard investment of Rs. 10,000 made at the beginning of the relevant period. Mr. Amit Garg is managing the scheme since June 8, 2020.

Mahindra Manulife Ultra Short Duration Fund Managed by Mr. Rahul Pal and Mr. Amit Garg	CAGR Returns (%)				Value of Investment of ₹ 10,000*				NAV / Index Value (as on October 31, 2024)
	1 Year	3 Years	5 Years	Since Inception	1 Year (₹)	3 Years (₹)	5 Years (₹)	Since Inception	
Regular Plan - Growth Option	7.27	5.98	5.51	5.53	10,729	11,908	13,081	13,118	1,311.8436
Direct Plan - Growth Option	7.72	6.42	5.96	5.97	10,774	12,060	13,360	13,400	1,339.9820
CRISIL Ultra Short Duration Debt A-I Index <sup>^</sup>	7.67	6.49	5.87	5.88	10,769	12,084	13,303	13,343	7,713.68
CRISIL 1 Yr T-Bill Index <sup>^^</sup>	7.54	5.97	5.52	5.54	10,756	11,904	13,087	13,125	7,410.91

<sup>^</sup>Benchmark <sup>^^</sup>Additional Benchmark. CAGR - Compounded Annual Growth Rate. Inception/Allotment date: 17-Oct-19. Past performance may or may not be sustained in future and should not be used as a basis of comparison with other investments. Since inception returns of the scheme is calculated on face value of Rs. 1,000 invested at inception. The performance details provided above are of Growth Option under Regular and Direct Plan. Different Plans ie Regular Plan and Direct Plan under the scheme has different expense structure. \*Based on standard investment of Rs. 10,000 made at the beginning of the relevant period. Mr. Amit Garg is managing the scheme since June 8, 2020.

Mahindra Manulife Short Duration Fund Managed by Mr. Rahul Pal & Mr. Pranav Patel <sup>§</sup>	CAGR Returns (%)			Value of Investment of ₹ 10,000*			NAV / Index Value (as on October 31, 2024)
	1 Year	3 Years	Since Inception	1 Year (₹)	3 Years (₹)	Since Inception	
Regular Plan - Growth Option	8.04	5.40	5.28	10,806	11,713	12,088	12.0880
Direct Plan - Growth Option	9.10	6.42	6.30	10,912	12,060	12,526	12.5256
CRISIL Short Duration Debt A-II Index <sup>^</sup>	8.08	5.95	5.91	10,810	11,898	12,356	4,745.14
CRISIL 1 Yr T-Bill Index <sup>^^</sup>	7.54	5.97	5.53	10,756	11,904	12,197	7,410.91

<sup>^</sup>Benchmark <sup>^^</sup>Additional Benchmark. CAGR - Compounded Annual Growth Rate. Inception/Allotment date: 23-Feb-21. Past performance may or may not be sustained in future and should not be used as a basis of comparison with other investments. Since inception returns of the scheme is calculated on face value of Rs. 1,000 invested at inception. The performance details provided above are of Growth Option under Regular and Direct Plan. Different Plans ie Regular Plan and Direct Plan under the scheme has different expense structure. \*Based on standard investment of Rs. 10,000 made at the beginning of the relevant period. Mr. Pranav Patel is managing the scheme since January 05, 2024. <sup>§</sup>Dedicated Fund Manager for Overseas Investments.

Mahindra Manulife Business Cycle Fund Managed by Mr. Krishna Sanghavi, Mr. Renjith Sivaram & Mr. Pranav Patel <sup>§</sup>	CAGR Returns (%)		Value of Investment of ₹ 10,000*		NAV / Index Value (as on October 31, 2024)
	1 Year	Since Inception	1 Year (₹)	Since Inception	
Regular Plan - Growth Option	53.40	41.99	15,358	14,912	14.9123
Direct Plan - Growth Option	56.19	44.60	15,638	15,225	15.2245
Nifty 500 TRI <sup>^</sup>	36.22	25.76	13,633	12,986	35,830.98
Nifty 50 TRI <sup>^^</sup>	28.30	19.60	12,839	12,263	35,971.14

<sup>^</sup>Benchmark <sup>^^</sup>Additional Benchmark. Inception/Allotment date: 11-Sep-23. Past performance may or may not be sustained in future and should not be used as a basis of comparison with other investments. Since inception returns of the scheme is calculated on face value of Rs. 10 invested at inception. The performance details provided above are of Growth Option under Regular and Direct Plan. Different Plans ie Regular Plan and Direct Plan under the scheme has different expense structure. \*Based on standard investment of Rs. 10,000 made at the beginning of the relevant period. Mr. Pranav Patel is managing this fund since January 05, 2024. <sup>§</sup>Dedicated Fund Manager for Overseas Investments.

Mahindra Manulife Multi Asset Allocation Fund Managed by Mr. Renjith Sivaram (Equity), Mr. Rahul Pal (Debt) & Mr. Pranav Patel <sup>§</sup>	Simple Annualised Returns (%)		Value of Investment of ₹ 10,000*		NAV / Index Value (as on October 31, 2024)
	6 Months	Since Inception	6 Months (₹)	Since Inception	
Regular Plan - Growth Option	17.86	20.23	10,900	11,286	11.2861
Direct Plan - Growth Option	19.65	22.10	10,990	11,405	11.4046
45% Nifty 500 TRI + 40% CRISIL Composite Bond Index + 10% Domestic Price of Physical Gold + 5% Domestic Price of Silver <sup>^</sup>	16.62	21.15	10,838	11,345	11.3445
Nifty 50 TRI <sup>^^</sup>	16.06	17.44	10,810	11,108	35,971.14

<sup>^</sup>Benchmark <sup>^^</sup>Additional Benchmark. Inception/Allotment date: 13-Mar-24. Past performance may or may not be sustained in future and should not be used as a basis of comparison with other investments. Since inception returns of the scheme is calculated on face value of Rs. 10 invested at inception. The performance details provided above are of Growth Option under Regular and Direct Plan. Different Plans ie Regular Plan and Direct Plan under the scheme has different expense structure. \*Based on standard investment of Rs. 10,000 made at the beginning of the relevant period.

<sup>§</sup>Dedicated Fund Manager for Overseas Investments. Simple annualized returns have been provided as per the extant guidelines since the scheme has completed 6 months but not 1 year.

**Note:** The performance data of Mahindra Manulife Manufacturing Fund has not been provided as the scheme has not completed 6 months since inception. The said Scheme is co-managed by Mr. Renjith Sivaram, Mr. Manish Lodha & Mr. Pranav Patel (Dedicated Fund Manager for Overseas Investments)